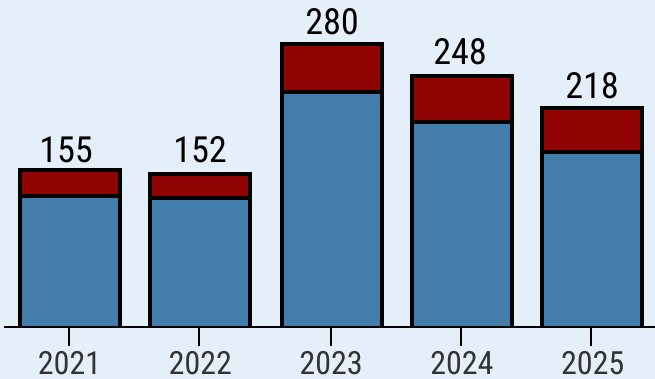




SNAPSHOT: OPIOID OVERDOSE IN SKAGIT COUNTY - 2025

DEMOGRAPHICS

Reported Opioid Overdoses by Year



The number of reported opioid overdoses decreased by **12%** in 2025

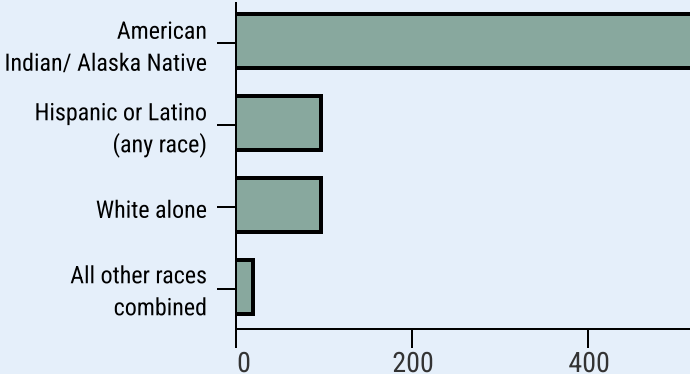
■ Fatal
■ Nonfatal



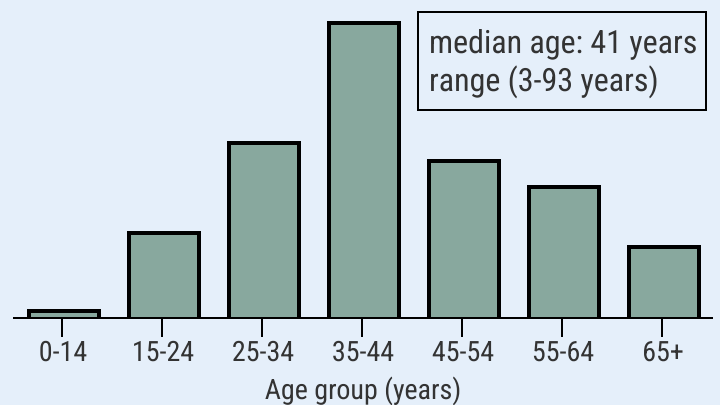
1 in 5 opioid overdoses ended in death

70% of reported overdoses identified as male

Reported Opioid Overdose Rates by Race/Ethnicity (per 100,000)

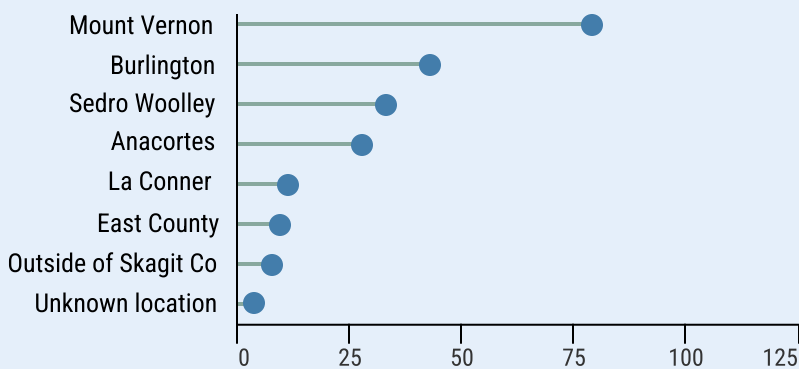


Reported Opioid Overdoses by Age Group



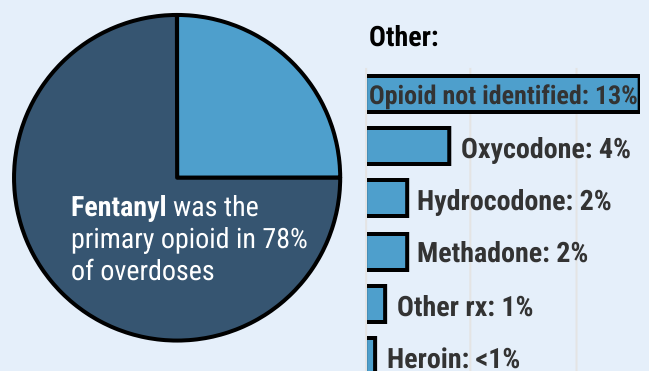
OVERDOSE DETAILS

Reported Opioid Overdoses by Location



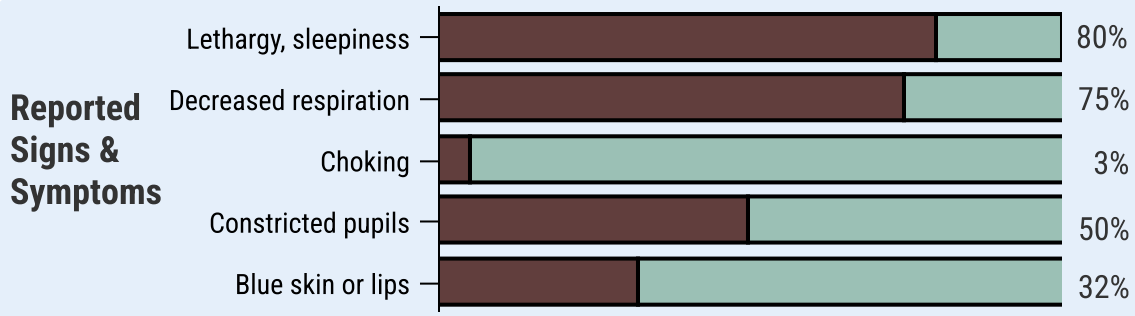
2% of reported overdose events with known route were intravenous drug use (IVDU)

Primary Opioid Used - Reported



19% of those experiencing an overdose were people without housing

OVERDOSE DETAILS

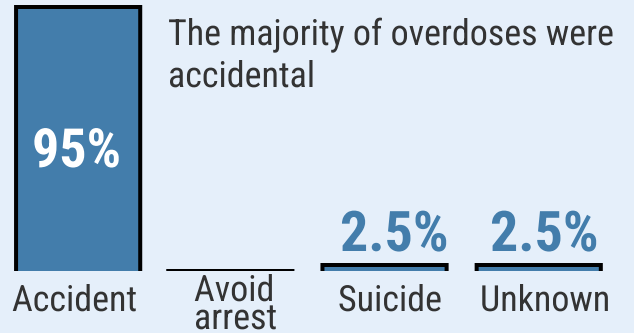
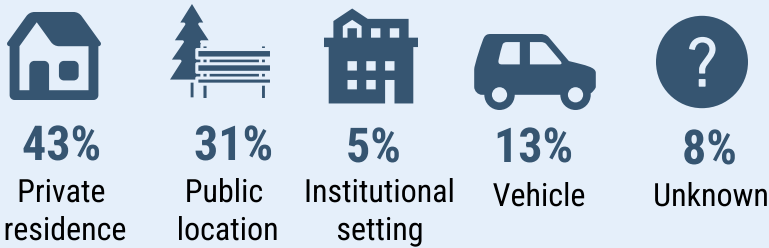


75% of events involved **Naloxone**

23% individuals used **alone**

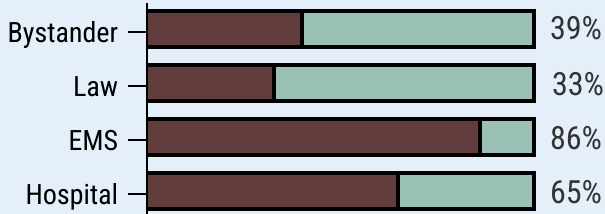
4 in 10 opioid overdoses involved polysubstance use
 Examples: Methamphetamine, Amphetamine, Benzodiazepine, THC, Cocaine, Alcohol

Most overdose events occurred at a private residence



OVERDOSE RESPONSE

OD Event Responders



58%

of individuals assessed by EMS were transported to a Skagit County hospital ED

44%

of individuals received a toxicology screen during their hospital visit

32%

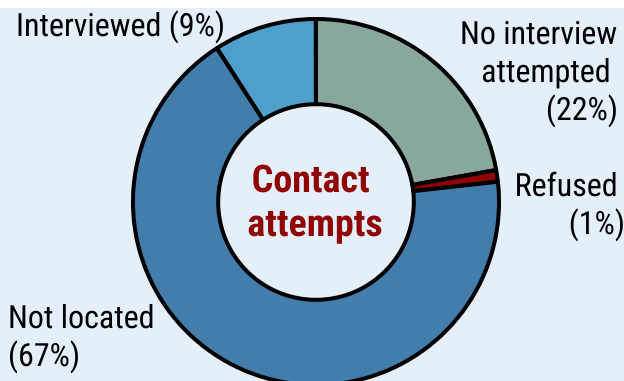
of individuals admitted to the ED were discharged with Naloxone

PUBLIC HEALTH FOLLOW UP

38% of individuals had a history of previous overdose

21% had a previous overdose in the past 12 months

8% had current or prior substance use disorder treatment



12%

of individuals had referrals processed to a Skagit County co-responder agency

Based on exclusion criteria, an interview was not attempted for 22% of individuals who experienced overdose. All data was collected through the Skagit County Overdose Notifiable Condition Ordinance 12.5. Counts less than ten (<10) are suppressed per WA DOH small numbers guidance.